TEEN / PROPOSED REQUEST

Ask your guardian

After verified sign-in, the teen enters the email their parent or legal guardian uses for Family Ledger. This gives the app a specific recipient before the adult enters a code.

Who gets notified?

Only the adult account matching that verified email receives the in-app request. A shared ledger or surname does not identify a guardian.

If the address is wrong

Show the same neutral status whether a match exists or not. Let the teen cancel or correct the request. A private code remains a fallback.

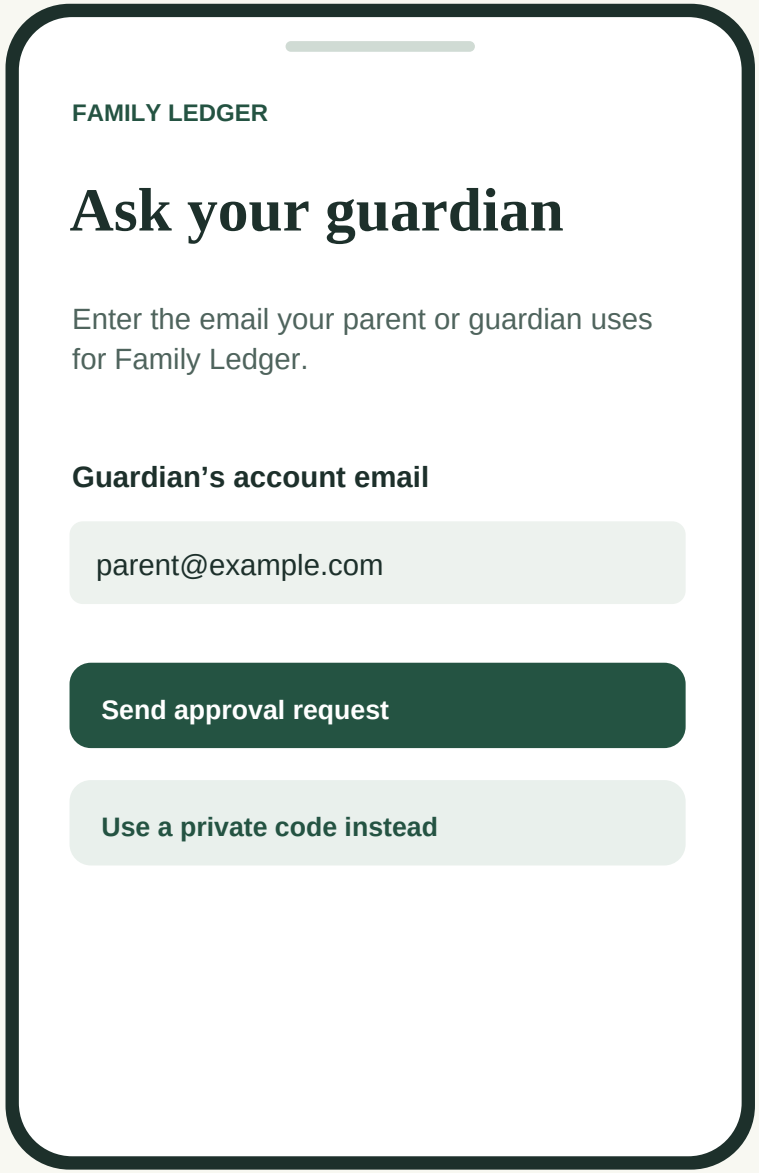

GUARDIAN / PROPOSED NOTIFICATION

Open the request

The matching adult sees a notification in the Overview bell. Tapping Review request opens the teen approval screen in their signed-in account.

Find it again

Proposed shortcut: Settings > Teen learning > Pending requests. Dismissing the bell notification leaves the pending request available here.

What happens today

Build 326 documents a private-code flow. The adult enters the teen’s code on the Teen learning page. The guide does not show how to reach that page from the adult dashboard.

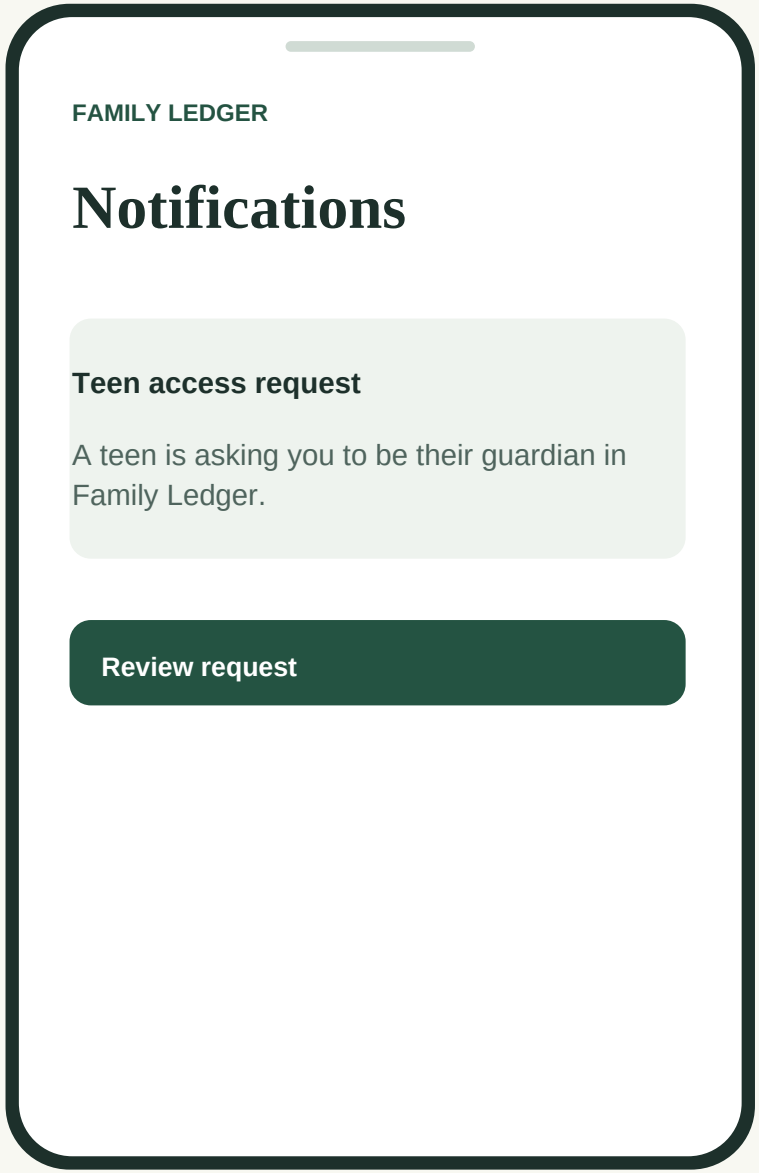

GUARDIAN / PROPOSED REVIEW

Review and approve

The guardian sees the teen’s masked account and checks it directly with them. Receiving a request alone gives neither account access to a learning ledger.

Plan eligibility

Before approval, verify that the signed-in adult is eligible for U.S. Connected and has an active Connected plan. Basic and Plus cannot enroll a teen.

Guardian consent

The adult confirms they are the parent or legal guardian and understands the shared visibility. They can decline an unfamiliar request.

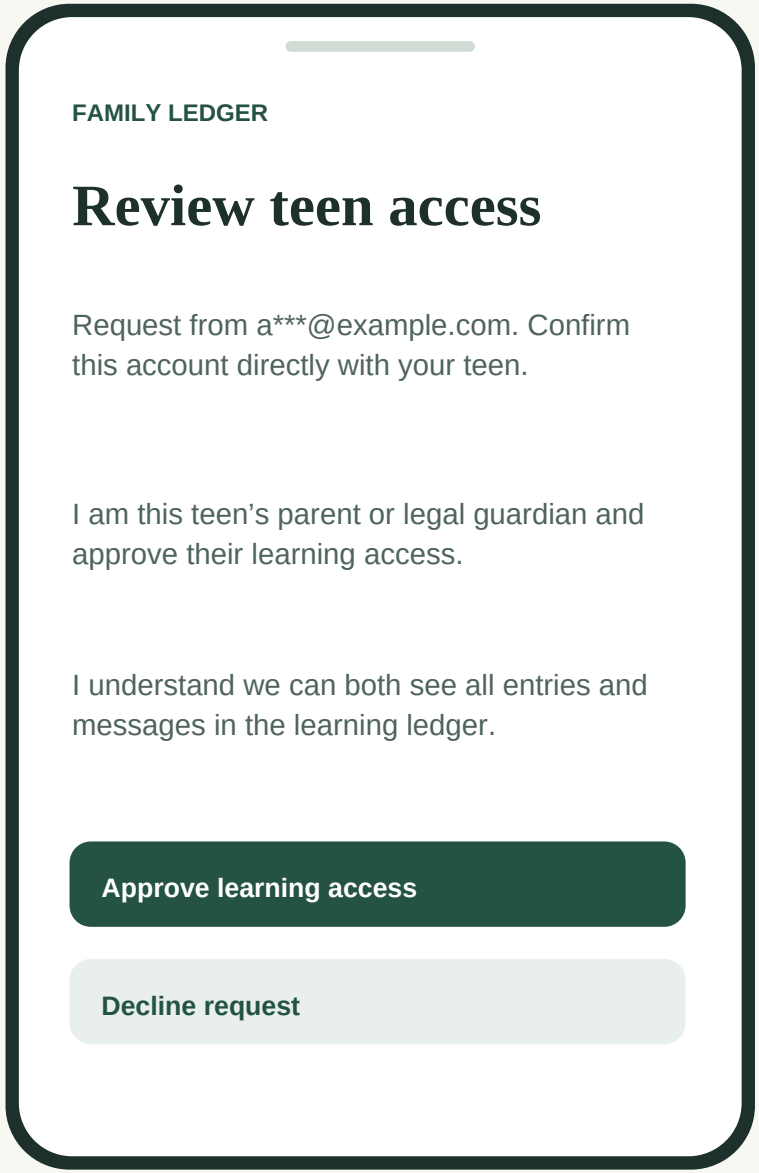

TEEN / AFTER THE ADULT APPROVES

Confirm the adult

Back on the teen’s phone, Check approval reveals the masked account of the adult who approved the request.

If the account matches

The teen confirms the account directly with their guardian, then taps This is my guardian; continue. This activates the shared learning ledger.

If the account is unfamiliar

Tap Decline and stop access. Mutual confirmation establishes which accounts are paired. The adult self-attests to legal guardianship.

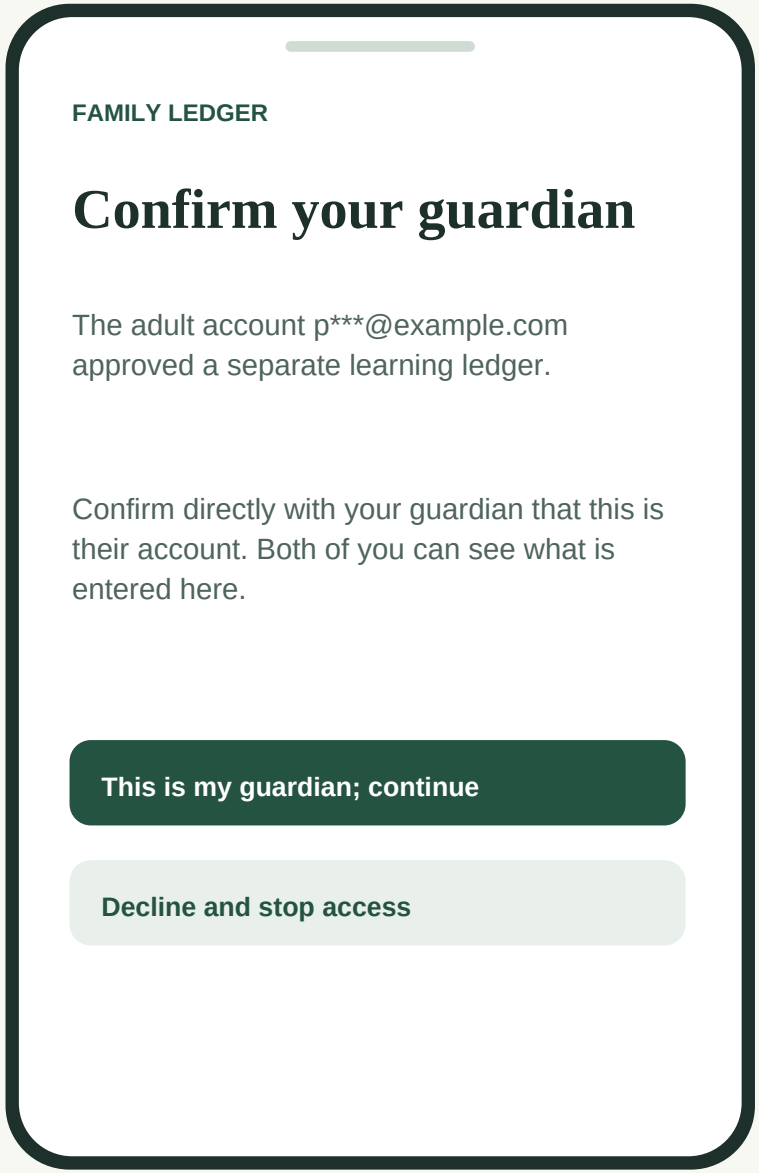

TEEN / RETURNING SIGN-IN

Your learning overview

Once both people confirm, a returning teen opens their learning ledger directly. The example shows a month of practice with real-world amounts.

What the teen can do

Record income and spending manually, set a monthly category target, track a savings goal and write in the shared learning conversation.

What the guardian can see

Both participants can see all learning entries and messages. The teen has no access to the adult household’s bank accounts, balances or transactions.

